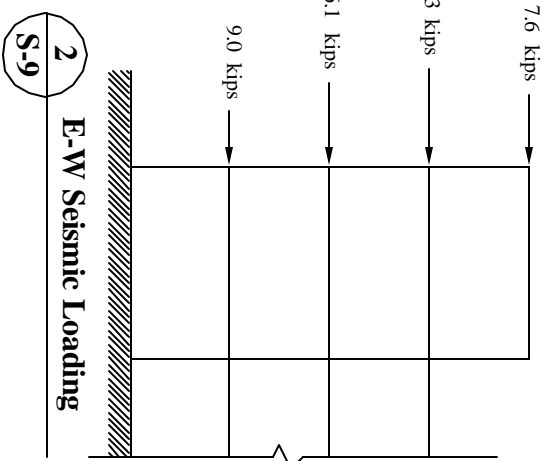
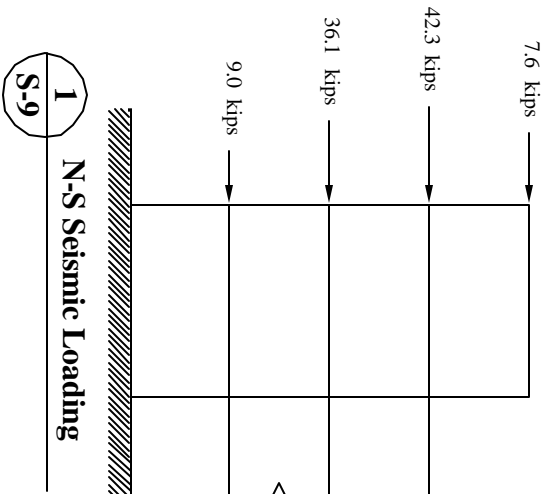


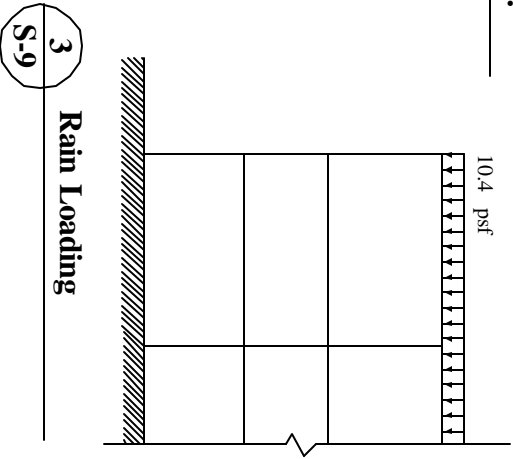
Seismic Loading :

Soil Profile D
Seismic Performance Category C
Occupancy Category II
Importance Factor = 1.0
V = 97 kips
K = 2.0



Rain Loading :

$d_s = 2 \text{ in.}$
 $d_h = 0 \text{ in.}$



Snow Loading :

Class II
Exposure B
 $C_s = 1.0$
Add 5 psf Rain-on-Snow Surcharge Load

